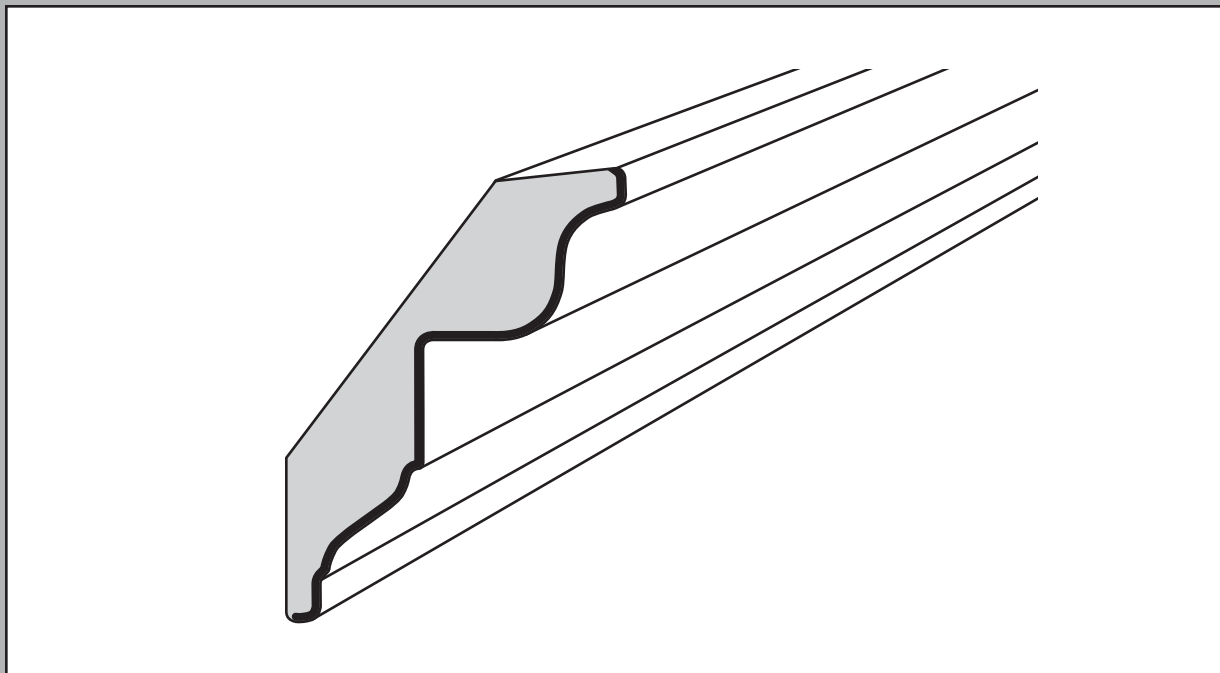


Molding



All moldings are available in all finishes, unless otherwise noted.

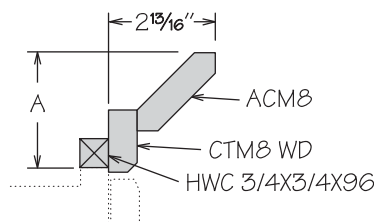
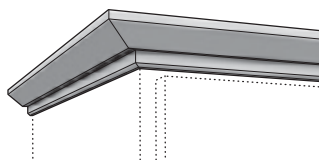
Bold line indicates finished surfaces.

Moldings are made from individual pieces of wood and may vary in color.

Molding stacks are ordered as a kit and if returned, must be returned as a kit.

For inspiration and tools to design additional molding build-ups, including build-ups inspired by the Molding Stacks, visit Designer Resources at <http://resources.shenandoahcabinetry.com/>.

Molding Stack
MS ACM8 100

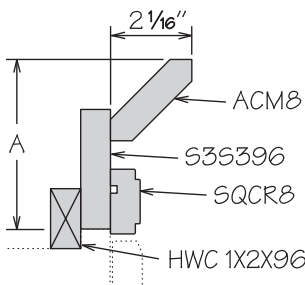
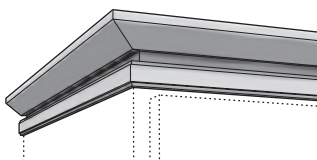


	Height Shown	A Min.	A Max.
MS ACM8 100	3"	2 3/16"	3"

MS ACM8 100

- Height dimensions are the above-face-frame height when used as shown
- Pre-packaged molding kit includes:
 - ACM8
 - CTM8 WD
 - HWC 3/4X3/4X96
- Molding Stacks shipped unassembled
- Molding Stacks to be cut, assembled and field installed at job site
- Only one finish can be specified per Molding Stack
- All door styles feature solid wood finished to match cabinet box exterior
- Molding Stack diagram included
- Refer to specifications on individual molding included in molding stack

Molding Stack
MS ACM8 200

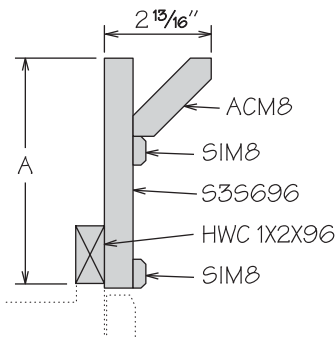
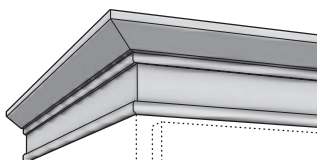


	Height Shown	A Min.	A Max.
MS ACM8 200	4 1/4"	3 9/16"	4 1/2"

MS ACM8 200

- Height dimensions are the above-face-frame height when used as shown
- Pre-packaged molding kit includes:
 - ACM8
 - S3S396
 - SQCR8
 - HWC 1X2X96
- Molding Stacks shipped unassembled
- Molding Stacks to be cut, assembled and field installed at job site
- Only one finish can be specified per Molding Stack
- All door styles feature solid wood finished to match cabinet box exterior
- Molding Stack diagram included
- Refer to specifications on individual molding included in molding stack

Molding Stack
MS ACM8 300

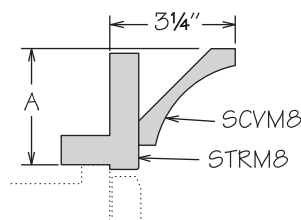
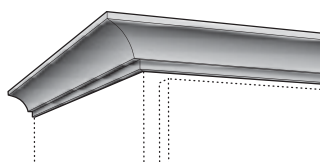


	Height Shown	A Min.	A Max.
MS ACM8 300	5 1/4"	5 1/4"	7 3/4"

MS ACM8 300

- Height dimensions are the above-face-frame height when used as shown
- Pre-packaged molding kit includes:
 - ACM8
 - SIM8 (2)
 - S3S696
 - HWC 1X2X96
- Molding Stacks shipped unassembled
- Molding Stacks to be cut, assembled and field installed at job site
- Only one finish can be specified per Molding Stack
- All door styles feature solid wood finished to match cabinet box exterior
- Molding Stack diagram included
- Refer to specifications on individual molding included in molding stack

Molding Stack
MS SCVM8 100

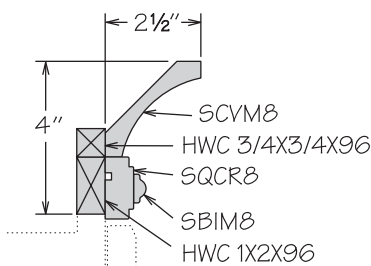
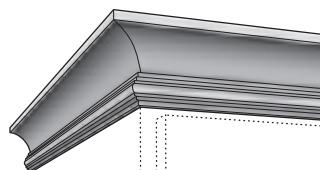


	Height Shown	A Min.	A Max.
MS SCVM8 100	3"	2 7/8"	4 3/4"

MS SCVM8 100

- Height dimensions are the above-face-frame height when used as shown
- Pre-packaged molding kit includes:
 - SCVM8
 - STRM8
- Molding Stacks shipped unassembled
- Molding Stacks to be cut, assembled and field installed at job site
- Only one finish can be specified per Molding Stack
- All door styles feature solid wood finished to match cabinet box exterior
- Molding Stack diagram included
- Refer to specifications on individual molding included in molding stack

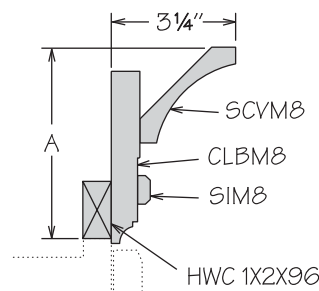
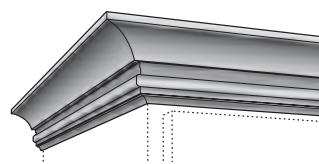
Molding Stack
MS SCVM8 200



MS SCVM8 200

- Height dimension is the above-face-frame height when used as shown
- Pre-packaged molding kit includes:
 - SCVM8
 - SQCR8
 - SBIM8
 - HWC 3/4X3/4X96
 - HWC 1X2X96
- Molding Stacks shipped unassembled
- Molding Stacks to be cut, assembled and field installed at job site
- Only one finish can be specified per Molding Stack
- All door styles feature solid wood finished to match cabinet box exterior
- Molding Stack diagram included
- Refer to specifications on individual molding included in molding stack

Molding Stack
MS SCVM8 300

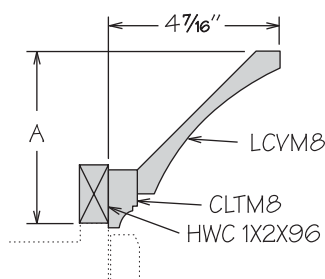
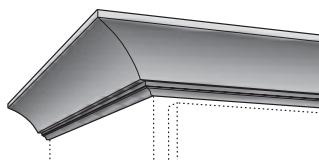


	Height Shown	A Min.	A Max.
MS SCVM8 300	5"	4 1/4"	6 1/4"

MS SCVM8 300

- Height dimensions are the above-face-frame height when used as shown
- Pre-packaged molding kit includes:
 - SCVM8
 - CLBM8
 - SIM8
 - HWC 1X2X96
- Molding Stacks shipped unassembled
- Molding Stacks to be cut, assembled and field installed at job site
- Only one finish can be specified per Molding Stack
- All door styles feature solid wood finished to match cabinet box exterior
- Molding Stack diagram included
- Refer to specifications on individual molding included in molding stack

Molding Stack
MS LCV8 100

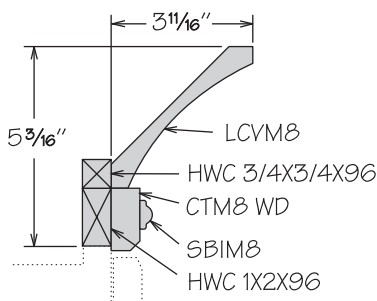
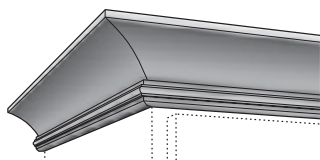


	Height Shown	A Min.	A Max.
MS LCV8 100	4 7/16"	4 1/8"	4 7/16"

MS LCV8 100

- Height dimensions are the above-face-frame height when used as shown
- Pre-packaged molding kit includes:
 - LCV8
 - CLM8
 - HWC 1X2X96
- Molding Stacks shipped unassembled
- Molding Stacks to be cut, assembled and field installed at job site
- Only one finish can be specified per Molding Stack
- All door styles feature solid wood finished to match cabinet box exterior
- Molding Stack diagram included
- Refer to specifications on individual molding included in molding stack

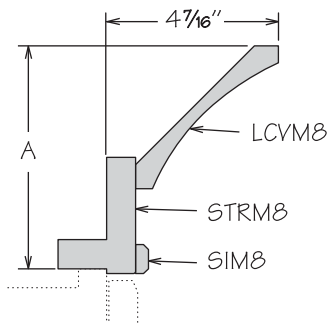
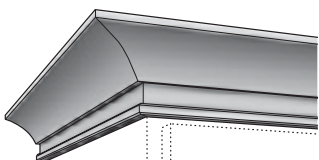
Molding Stack
MS LCV8 200



MS LCV8 200

- Height dimension is the above-face-frame height when used as shown
- Pre-packaged molding kit includes:
 - LCV8
 - CTM8 WD
 - SBIM8
 - HWC 3/4X3/4X96
 - HWC 1X2X96
- Molding Stacks shipped unassembled
- Molding Stacks to be cut, assembled and field installed at job site
- Only one finish can be specified per Molding Stack
- All door styles feature solid wood finished to match cabinet box exterior
- Molding Stack diagram included
- Refer to specifications on individual molding included in molding stack

Molding Stack
MS LCV8 300

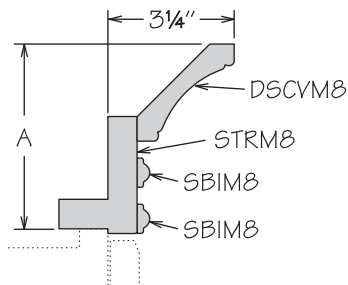
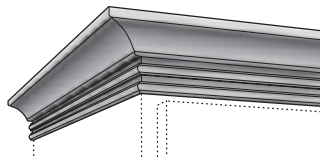


	Height Shown	A Min.	A Max.
MS LCV8 300	5 3/4"	4 3/8"	5 5/8"

MS LCV8 300

- Height dimensions are the above-face-frame height when used as shown
- Pre-packaged molding kit includes:
 - LCV8
 - STRM8
 - SIM8
- Molding Stacks shipped unassembled
- Molding Stacks to be cut, assembled and field installed at job site
- Only one finish can be specified per Molding Stack
- All door styles feature solid wood finished to match cabinet box exterior
- Molding Stack diagram included
- Refer to specifications on individual molding included in molding stack

Molding Stack
MS DSCVM8 100

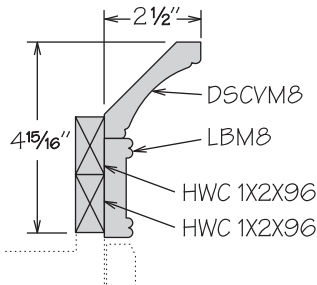
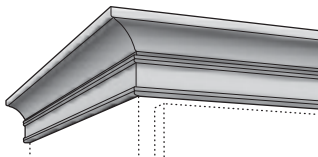


	Height Shown	A Min.	A Max.
MS DSCVM8 100	4 3/4"	3 7/8"	4 3/4"

MS DSCVM8 100

- Height dimensions are the above-face-frame height when used as shown
- Pre-packaged molding kit includes:
 - DSCVM8
 - STRM8
 - SBIM8 (2)
- Molding Stacks shipped unassembled
- Molding Stacks to be cut, assembled and field installed at job site
- Only one finish can be specified per Molding Stack
- All door styles feature solid wood finished to match cabinet box exterior
- Molding Stack diagram included
- Refer to specifications on individual molding included in molding stack

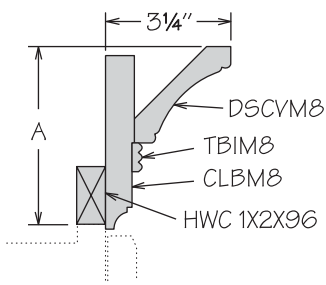
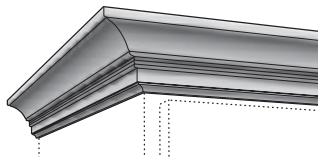
Molding Stack
MS DSCVM8 200



MS DSCVM8 200

- Height dimension is the above-face-frame height when used as shown
- Pre-packaged molding kit includes:
 - DSCVM8
 - LBM8
 - HWC 1X2X96 (2)
- Molding Stacks shipped unassembled
- Molding Stacks to be cut, assembled and field installed at job site
- Only one finish can be specified per Molding Stack
- All door styles feature solid wood finished to match cabinet box exterior
- Molding Stack diagram included
- Refer to specifications on individual molding included in molding stack

Molding Stack
MS DSCVM8 300

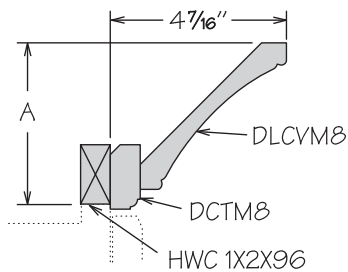
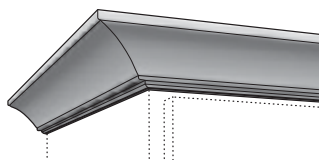


	Height Shown	A Min.	A Max.
MS DSCVM8 300	4 5/8"	4 5/8"	6 1/4"

MS DSCVM8 300

- Height dimensions are the above-face-frame height when used as shown
- Pre-packaged molding kit includes:
 - DSCVM8
 - TBIM8
 - CLBM8
 - HWC 1X2X96
- Molding Stacks shipped unassembled
- Molding Stacks to be cut, assembled and field installed at job site
- Only one finish can be specified per Molding Stack
- All door styles feature solid wood finished to match cabinet box exterior
- Molding Stack diagram included
- Refer to specifications on individual molding included in molding stack

Molding Stack
MS DLCVM8 100

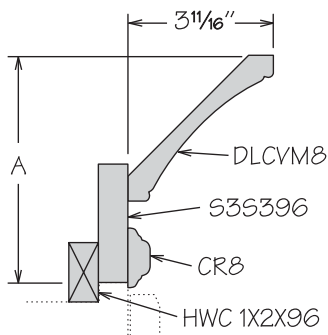
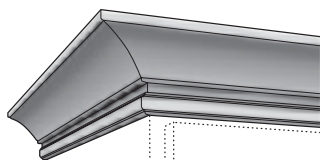


	Height Shown	A Min.	A Max.
MS DLCVM8 100	4 1/16"	3 13/16"	4 5/16"

MS DLCVM8 100

- Height dimensions are the above-face-frame height when used as shown
- Pre-packaged molding kit includes:
 - DLCVM8
 - DCTM8
 - HWC 1X2X96
- Molding Stacks shipped unassembled
- Molding Stacks to be cut, assembled and field installed at job site
- Only one finish can be specified per Molding Stack
- All door styles feature solid wood finished to match cabinet box exterior
- Molding Stack diagram included
- Refer to specifications on individual molding included in molding stack

Molding Stack
MS DLCVM8 200

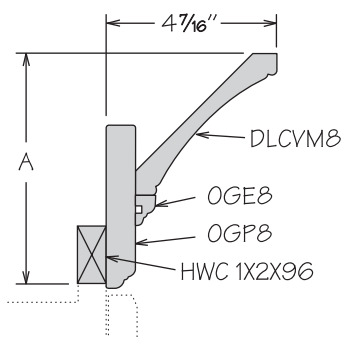
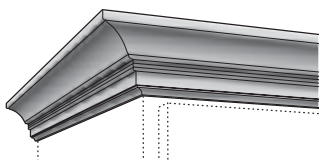


	Height Shown	A Min.	A Max.
MS DLCVM8 200	5 3/4"	5 1/8"	6 1/8"

MS DLCVM8 200

- Height dimensions are the above-face-frame height when used as shown
- Pre-packaged molding kit includes:
 - DLCVM8
 - S3S396
 - CR8
 - HWC 1X2X96
- Molding Stacks shipped unassembled
- Molding Stacks to be cut, assembled and field installed at job site
- Only one finish can be specified per Molding Stack
- All door styles feature solid wood finished to match cabinet box exterior
- Molding Stack diagram included
- Refer to specifications on individual molding included in molding stack

Molding Stack
MS DLCVM8 300

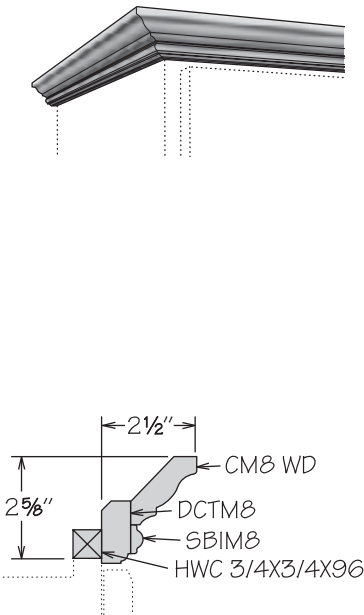


	Height Shown	A Min.	A Max.
MS DLCVM8 300	6"	4 1/4"	7 1/8"

MS DLCVM8 300

- Height dimensions are the above-face-frame height when used as shown
- Pre-packaged molding kit includes:
 - DLCVM8
 - OGE8
 - OGP8
 - HWC 1X2X96
- Molding Stacks shipped unassembled
- Molding Stacks to be cut, assembled and field installed at job site
- Only one finish can be specified per Molding Stack
- All door styles feature solid wood finished to match cabinet box exterior
- Molding Stack diagram included
- Refer to specifications on individual molding included in molding stack

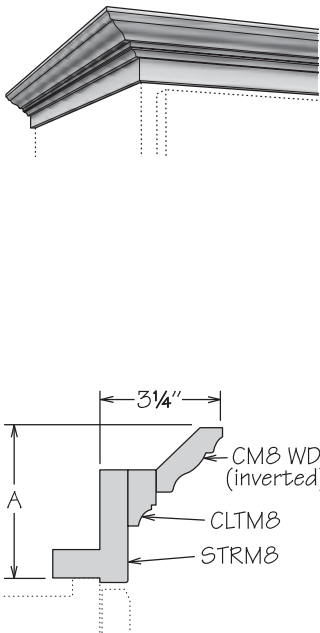
Molding Stack
MS CM8 100



MS CM8 100

- Height dimension is the above-face-frame height when used as shown
- Pre-packaged molding kit includes:
 - CM8 WD
 - DCTM8
 - SBIM8
 - HWC 3/4X3/4X96
- Molding Stacks shipped unassembled
- Molding Stacks to be cut, assembled and field installed at job site
- Only one finish can be specified per Molding Stack
- All door styles feature solid wood finished to match cabinet box exterior
- Molding Stack diagram included
- Refer to specifications on individual molding included in molding stack

Molding Stack
MS CM8 200

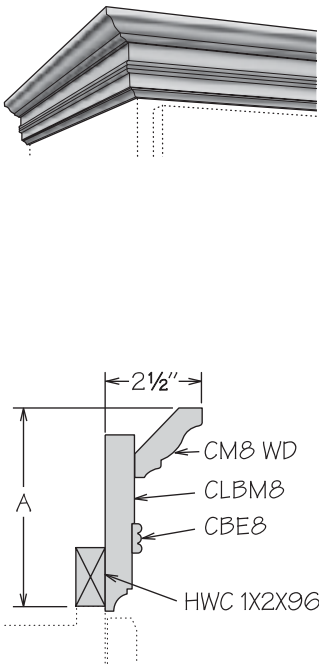


	Height Shown	A Min.	A Max.
MS CM8 200	4"	2 7/8"	4"

MS CM8 200

- Height dimensions are the above-face-frame height when used as shown
- Pre-packaged molding kit includes:
 - CM8 WD
 - CLTM8
 - STRM8
- Molding Stacks shipped unassembled
- Molding Stacks to be cut, assembled and field installed at job site
- Only one finish can be specified per Molding Stack
- All door styles feature solid wood finished to match cabinet box exterior
- Molding Stack diagram included
- Refer to specifications on individual molding included in molding stack

Molding Stack
MS CM8 300

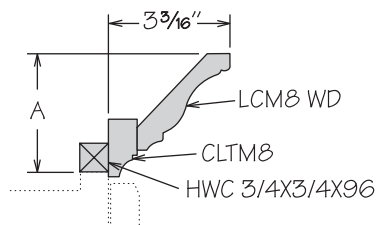
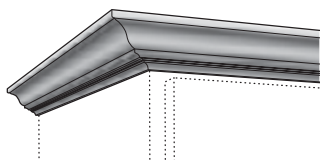


	Height Shown	A Min.	A Max.
MS CM8 300	5 1/8"	4 3/8"	5 3/8"

MS CM8 300

- Height dimensions are the above-face-frame height when used as shown
- Pre-packaged molding kit includes:
 - CM8 WD
 - CLBM8
 - CBE8
 - HWC 1X2X96
- Molding Stacks shipped unassembled
- Molding Stacks to be cut, assembled and field installed at job site
- Only one finish can be specified per Molding Stack
- All door styles feature solid wood finished to match cabinet box exterior
- Molding Stack diagram included
- Refer to specifications on individual molding included in molding stack

Molding Stack
MS LCM8 100

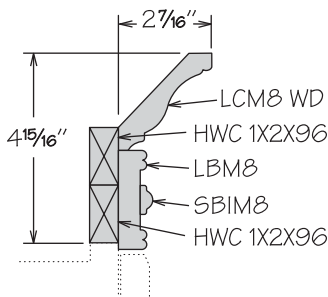
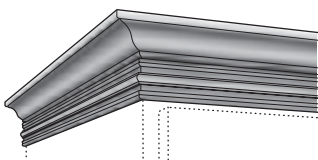


	Height Shown	A Min.	A Max.
MS LCM8 100	3 1/8"	2 15/16"	3 5/8"

MS LCM8 100

- Height dimensions are the above-face-frame height when used as shown
- Pre-packaged molding kit includes:
 - LCM8 WD
 - CLTM8
 - HWC 3/4X3/4X96
- Molding Stacks shipped unassembled
- Molding Stacks to be cut, assembled and field installed at job site
- Only one finish can be specified per Molding Stack
- All door styles feature solid wood finished to match cabinet box exterior
- Molding Stack diagram included
- Refer to specifications on individual molding included in molding stack

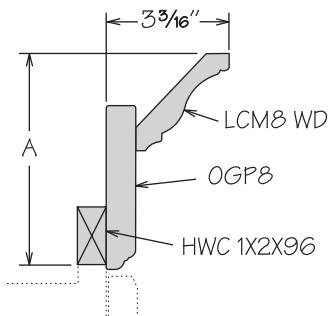
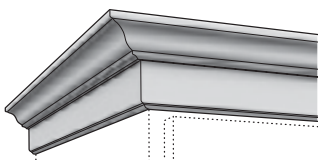
Molding Stack
MS LCM8 200



MS LCM8 200

- Height dimension is the above-face-frame height when used as shown
- Pre-packaged molding kit includes:
 - LCM8 WD
 - LBM8
 - SBIM8
 - HWC 1X2X96 (2)
- Molding Stacks shipped unassembled
- Molding Stacks to be cut, assembled and field installed at job site
- Only one finish can be specified per Molding Stack
- All door styles feature solid wood finished to match cabinet box exterior
- Molding Stack diagram included
- Refer to specifications on individual molding included in molding stack

Molding Stack
MS LCM8 300

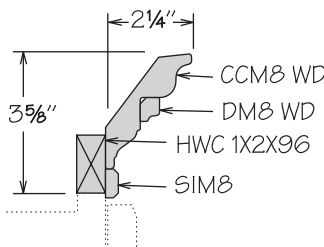
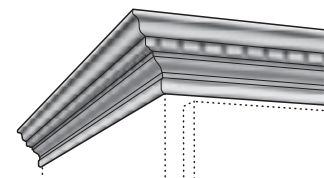


	Height Shown	A Min.	A Max.
MS LCM8 300	5 1/2"	4 1/4"	6"

MS LCM8 300

- Height dimensions are the above-face-frame height when used as shown
- Pre-packaged molding kit includes:
 - LCM8 WD
 - OGP8
 - HWC 1X2X96
- Molding Stacks shipped unassembled
- Molding Stacks to be cut, assembled and field installed at job site
- Only one finish can be specified per Molding Stack
- All door styles feature solid wood finished to match cabinet box exterior
- Molding Stack diagram included
- Refer to specifications on individual molding included in molding stack

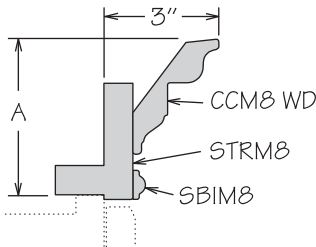
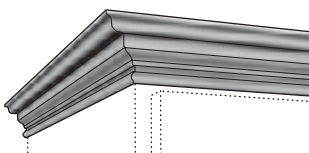
Molding Stack
MS CCM8 100



MS CCM8 100

- Height dimension is the above-face-frame height when used as shown
- Pre-packaged molding kit includes:
 - CCM8 WD
 - DM8 WD
 - SIM8
 - HWC 1X2X96
- Molding Stacks shipped unassembled
- Molding Stacks to be cut, assembled and field installed at job site
- Only one finish can be specified per Molding Stack
- All door styles feature solid wood finished to match cabinet box exterior
- Molding Stack diagram included
- Refer to specifications on individual molding included in molding stack

Molding Stack
MS CCM8 200

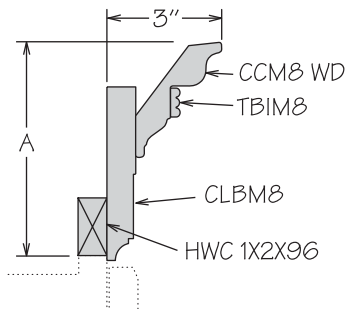
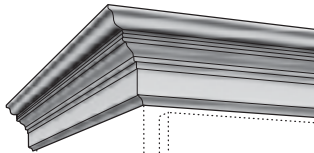


	Height Shown	A Min.	A Max.
MS CCM8 200	4"	3 3/4"	4 1/4"

MS CCM8 200

- Height dimensions are the above-face-frame height when used as shown
- Pre-packaged molding kit includes:
 - CCM8 WD
 - STRM8
 - SBIM8
- Molding Stacks shipped unassembled
- Molding Stacks to be cut, assembled and field installed at job site
- Only one finish can be specified per Molding Stack
- All door styles feature solid wood finished to match cabinet box exterior
- Molding Stack diagram included
- Refer to specifications on individual molding included in molding stack

Molding Stack
MS CCM8 300

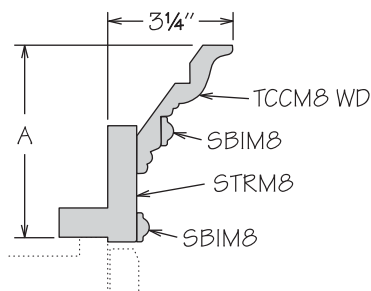
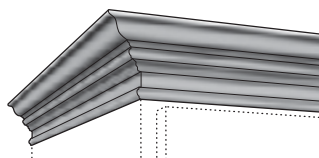


	Height Shown	A Min.	A Max.
MS CCM8 300	5 1/2"	5 1/8"	6 1/4"

MS CCM8 300

- Height dimensions are the above-face-frame height when used as shown
- Pre-packaged molding kit includes:
 - CCM8 WD
 - TBIM8
 - CLBM8
 - HWC 1X2X96
- Molding Stacks shipped unassembled
- Molding Stacks to be cut, assembled and field installed at job site
- Only one finish can be specified per Molding Stack
- All door styles feature solid wood finished to match cabinet box exterior
- Molding Stack diagram included
- Refer to specifications on individual molding included in molding stack

Molding Stack
MS TCCM8 100

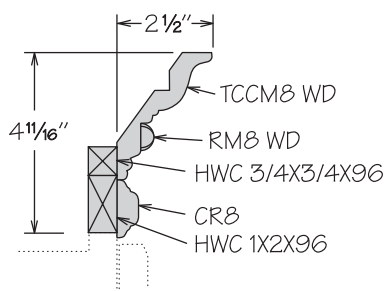
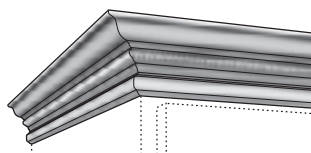


	Height Shown	A Min.	A Max.
MS TCCM8 100	5"	3 15/16"	5 1/4"

MS TCCM8 100

- Height dimensions are the above-face-frame height when used as shown
- Pre-packaged molding kit includes:
 - TCCM8 WD
 - SBIM8 (2)
 - STRM8
- Molding Stacks shipped unassembled
- Molding Stacks to be cut, assembled and field installed at job site
- Only one finish can be specified per Molding Stack
- All door styles feature solid wood finished to match cabinet box exterior
- Molding Stack diagram included
- Refer to specifications on individual molding included in molding stack

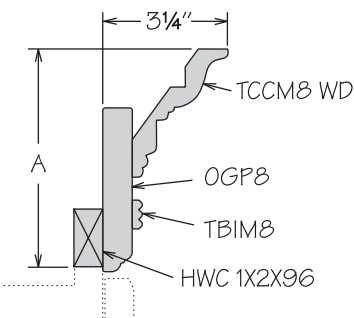
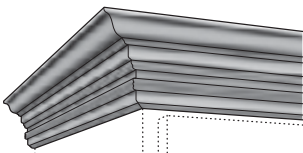
Molding Stack
MS TCCM8 200



MS TCCM8 200

- Height dimension is the above-face-frame height when used as shown
- Pre-packaged molding kit includes:
 - TCCM8 WD
 - RM8 WD
 - CR8
 - HWC 3/4X3/4X96
 - HWC 1X2X96
- Molding Stacks shipped unassembled
- Molding Stacks to be cut, assembled and field installed at job site
- Only one finish can be specified per Molding Stack
- All door styles feature solid wood finished to match cabinet box exterior
- Molding Stack diagram included
- Refer to specifications on individual molding included in molding stack

Molding Stack
MS TCCM8 300

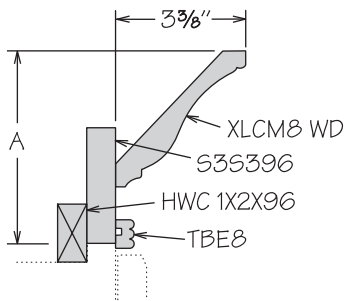
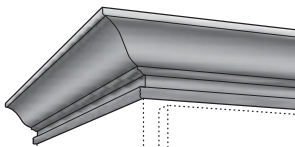


	Height Shown	A Min.	A Max.
MS TCCM8 300	5 3/8"	4 1/2"	6 1/2"

MS TCCM8 300

- Height dimensions are the above-face-frame height when used as shown
- Pre-packaged molding kit includes:
 - TCCM8 WD
 - OGP8
 - TBIM8
 - HWC 1X2X96
- Molding Stacks shipped unassembled
- Molding Stacks to be cut, assembled and field installed at job site
- Only one finish can be specified per Molding Stack
- All door styles feature solid wood finished to match cabinet box exterior
- Molding Stack diagram included
- Refer to specifications on individual molding included in molding stack

Molding Stack
MS XLCM8 100

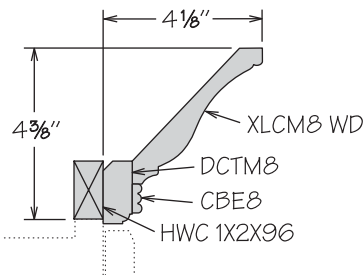
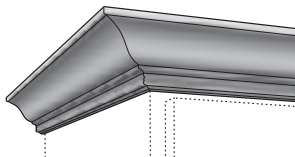


	Height Shown	A Min.	A Max.
MS XLCM8 100	5"	4 1/4"	5 15/16"

MS XLCM8 100

- Height dimensions are the above-face-frame height when used as shown
- Pre-packaged molding kit includes:
 - XLCM8 WD
 - S3S396
 - TBE8
 - HWC 1X2X96
- Molding Stacks shipped unassembled
- Molding Stacks to be cut, assembled and field installed at job site
- Only one finish can be specified per Molding Stack
- All door styles feature solid wood finished to match cabinet box exterior
- Molding Stack diagram included
- Refer to specifications on individual molding included in molding stack

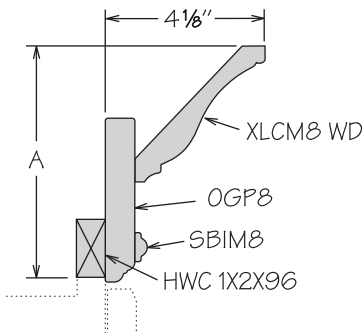
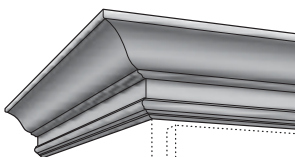
Molding Stack
MS XLCM8 200



MS XLCM8 200

- Height dimension is the above-face-frame height when used as shown
- Pre-packaged molding kit includes:
 - XLCM8 WD
 - DCTM8
 - CBE8
 - HWC 1X2X96
- Molding Stacks shipped unassembled
- Molding Stacks to be cut, assembled and field installed at job site
- Only one finish can be specified per Molding Stack
- All door styles feature solid wood finished to match cabinet box exterior
- Molding Stack diagram included
- Refer to specifications on individual molding included in molding stack

Molding Stack
MS XLCM8 300

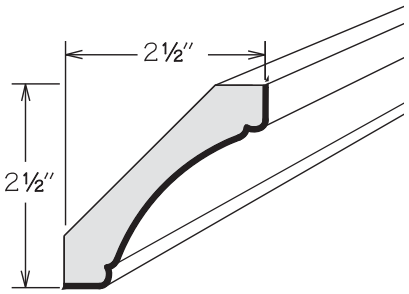


	Height Shown	A Min.	A Max.
MS XLCM8 300	6"	4 1/4"	7 1/4"

MS XLCM8 300

- Height dimensions are the above-face-frame height when used as shown
- Pre-packaged molding kit includes:
 - XLCM8 WD
 - OGP8
 - SBIM8
 - HWC 1X2X96
- Molding Stacks shipped unassembled
- Molding Stacks to be cut, assembled and field installed at job site
- Only one finish can be specified per Molding Stack
- All door styles feature solid wood finished to match cabinet box exterior
- Molding Stack diagram included
- Refer to specifications on individual molding included in molding stack

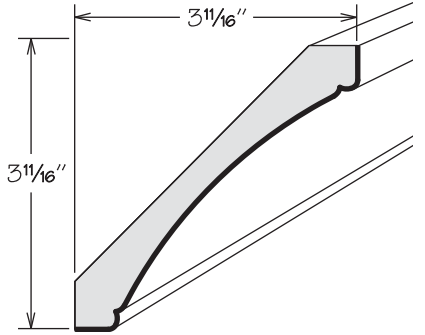
Decorative Small Cove Molding



DSCVM8

- All door styles feature solid wood finished to match cabinet box exterior
- 8 feet long

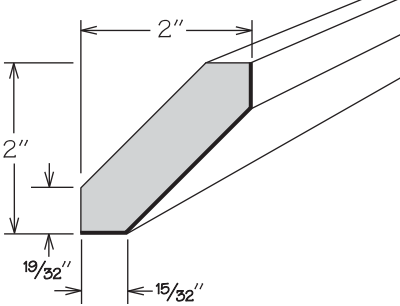
Decorative Large Cove Molding



DLCVM8

- All door styles feature solid wood finished to match cabinet box exterior
- 8 feet long

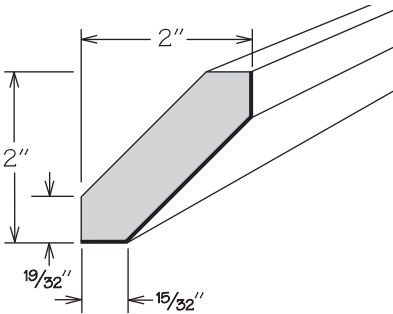
Angle Crown Molding



ACM8

- Wood, Painted and Duraform (Breeze, Cascade, Drift) door styles feature solid wood finished to match cabinet box exterior
- Duraform (Linen, Silk, Stone) door styles feature Duraform wrapped MDF
- When ordered as a Molding Stack, Duraform door styles are finished to match cabinet box exterior
- 8 feet long

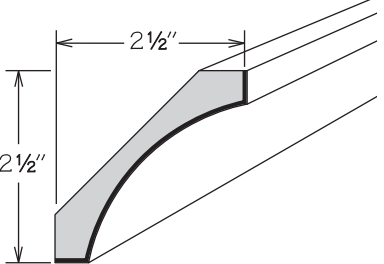
**Angle Crown Molding
Duraform Textured**



ACM8 DT

- For Breeze, Cascade and Drift finishes only
- Features textured PVC-wrapped engineered wood finished to match cabinet door
- 8 feet long

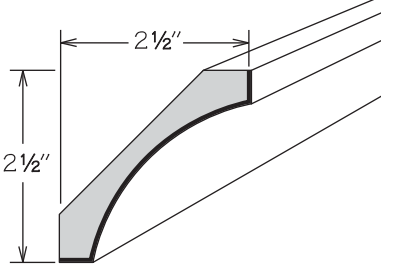
Small Cove Molding



SCVM8

- All door styles feature solid wood finished to match cabinet box exterior
- 8 feet long

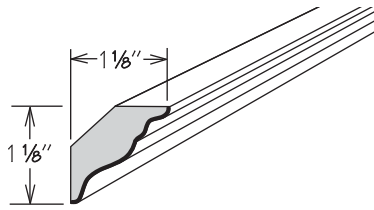
**Small Cove Molding
Duraform Textured**



SCVM8 DT

- For Breeze, Cascade and Drift finishes only
- Features textured PVC-wrapped engineered wood finished to match cabinet door
- 8 feet long

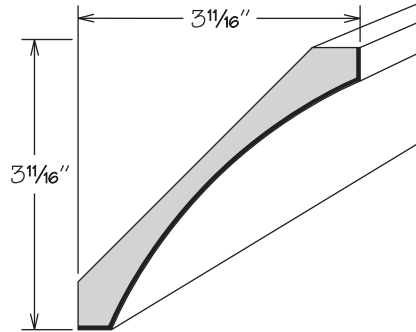
Soffit Crown Molding



SCM8 WD

- Wood, Painted and Duraform (Breeze, Cascade, Drift) door styles feature solid wood finished to match cabinet box exterior
- Duraform (Linen, Silk, Stone) door styles feature Duraform wrapped MDF
- When ordered as a Molding Stack, Duraform door styles are finished to match cabinet box exterior
- 8 feet long

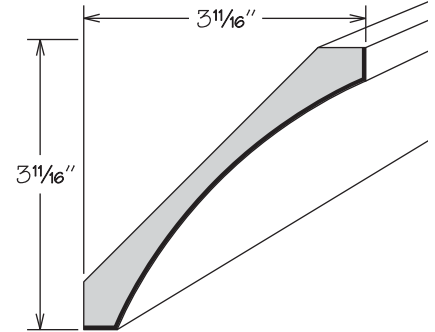
Large Cove Molding



LCVM8

- All door styles feature solid wood finished to match cabinet box exterior
- 8 feet long

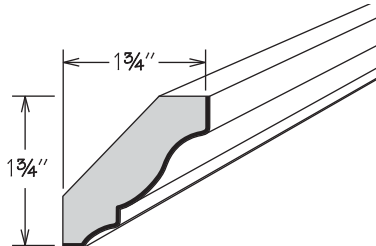
Large Cove Molding Duraform Textured



LCVM8 DT

- For Breeze, Cascade and Drift finishes only
- Features textured PVC-wrapped engineered wood finished to match cabinet door
- 8 feet long

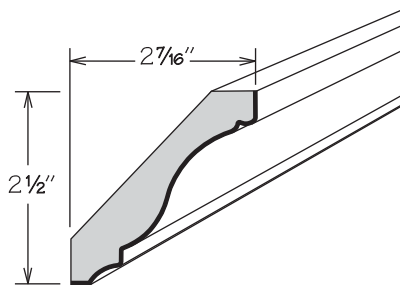
Crown Molding



CM8 WD

- Wood, Painted and Duraform (Breeze, Cascade, Drift) door styles feature solid wood finished to match cabinet box exterior
- Duraform (Linen, Silk, Stone) door styles feature Duraform wrapped MDF
- When ordered as a Molding Stack, Duraform door styles are finished to match cabinet box exterior
- 8 feet long

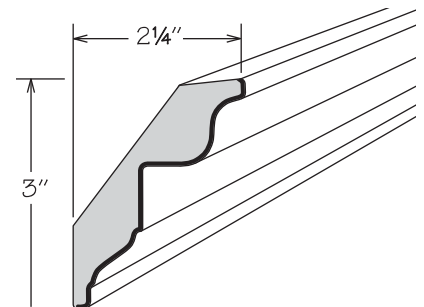
Large Crown Molding



LCM8 WD

- All door styles feature solid wood finished to match cabinet box exterior
- 8 feet long

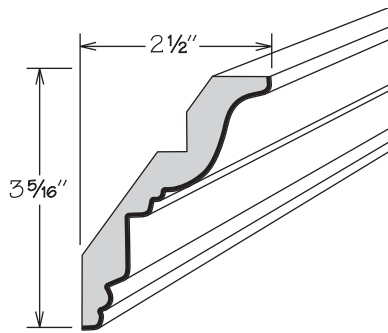
Classic Crown Molding



CCM8 WD

- Wood, Painted and Duraform (Breeze, Cascade, Drift) door styles feature solid wood finished to match cabinet box exterior
- Duraform (Linen, Silk, Stone) door styles feature Duraform wrapped MDF
- When ordered as a Molding Stack, Duraform door styles are finished to match cabinet box exterior
- May use CBE8, DM8 WD, RM8 WD, SBIM8, SIM8, TBE8 or TBIM8 as accent
- 8 feet long

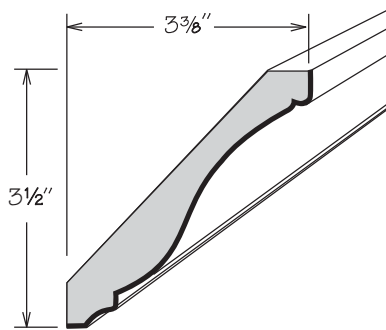
Traditional Classic Crown Molding



TCCM8 WD

- Wood, Painted and Duraform (Breeze, Cascade, Drift) door styles feature solid wood finished to match cabinet box exterior
- Duraform (Linen, Silk, Stone) door styles feature Duraform wrapped MDF
- When ordered as a Molding Stack, Duraform door styles are finished to match cabinet box exterior
- May use CBE8, DM8 WD, RM8 WD, SBIM8, SIM8, TBE8 or TBIM8 as accent
- 8 feet long

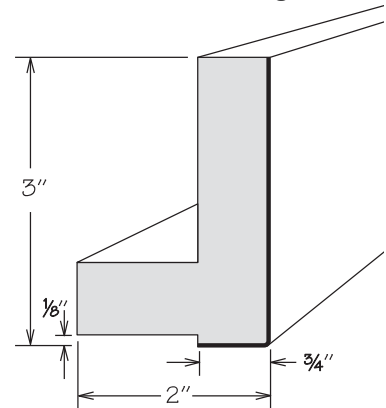
Extra Large Crown Molding



XLCM8 WD

- All door styles feature solid wood finished to match cabinet box exterior
- 8 feet long

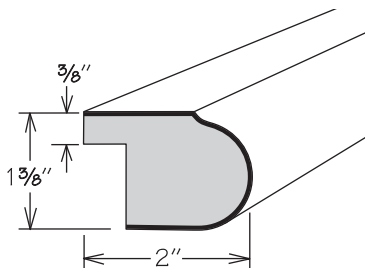
Starter Molding



STRM8

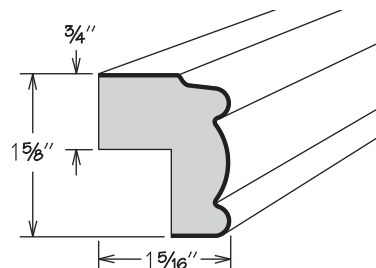
- All door styles feature solid wood finished to match cabinet box exterior
- 8 feet long

Light Rail Molding


LR8
LR8 WD

- Wood, Painted and Duraform (Breeze, Cascade, Drift) door styles feature veneer wrapped MDF finished to match cabinet box exterior (LR8 WD)
- Duraform (Linen, Silk, Stone) door styles are Duraform wrapped MDF finished to match cabinet box exterior (LR8)
- 8 feet long

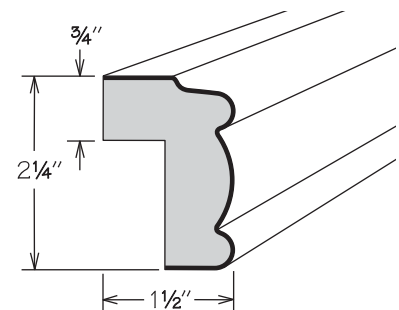
Small Traditional Light Rail Molding



STLR8

- All door styles feature solid wood finished to match cabinet box exterior
- 8 feet long

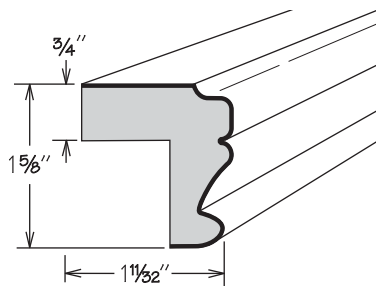
Traditional Light Rail Molding



TLR8

- Wood, Painted and Duraform (Breeze, Cascade, Drift) door styles feature solid wood finished to match cabinet box exterior
- Duraform (Linen, Silk, Stone) door styles feature Duraform wrapped MDF
- When ordered as a Molding Stack, Duraform door styles are finished to match cabinet box exterior
- 8 feet long

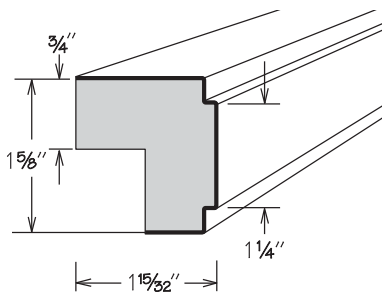
Ogee Light Rail Molding



OGLR8

- All door styles feature solid wood finished to match cabinet box exterior
- 8 feet long

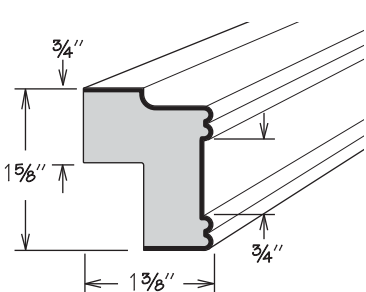
Square Light Rail Molding



SQLR8

- All door styles feature solid wood finished to match cabinet box exterior
- 8 feet long

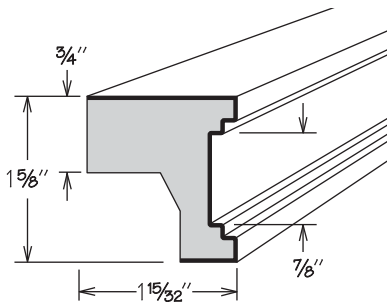
Inset Light Rail Molding



ILR8

- All door styles feature solid wood finished to match cabinet box exterior
- May use CBE8, RM8 WD, SBIM8, SIM8, TBE8 or TBIM8 as accent
- 8 feet long

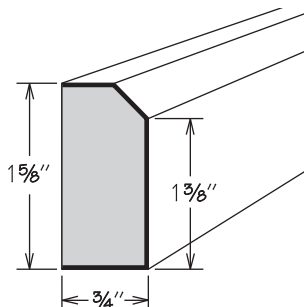
Square Inset Light Rail Molding



SQILR8

- All door styles feature solid wood finished to match cabinet box exterior
- May use CBE8, DM8 WD, RM8 WD, SBIM8, SIM8, TBE8 or TBIM8 as accent
- 8 feet long

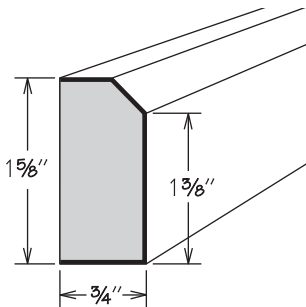
Countertop Edge Molding



CTM8 WD

- All door styles feature solid wood finished to match cabinet box exterior
- Can be used as light rail molding
- 8 feet long

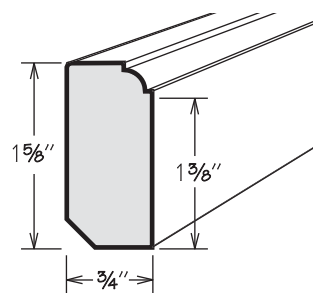
Countertop Edge Molding
Duraform Textured



CTM8 DT

- For Breeze, Cascade and Drift finishes only
- Features textured PVC-wrapped engineered wood finished to match cabinet door
- Can be used as light rail molding
- 8 feet long

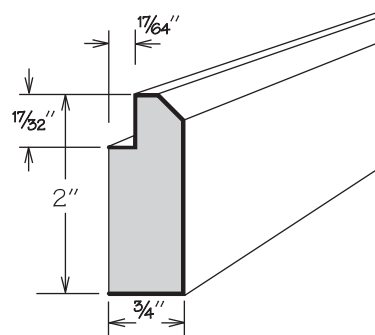
**Decorative Countertop
Edge Molding**



DCTM8

- All door styles feature solid wood finished to match cabinet box exterior
- Can be used as light rail molding
- 8 feet long

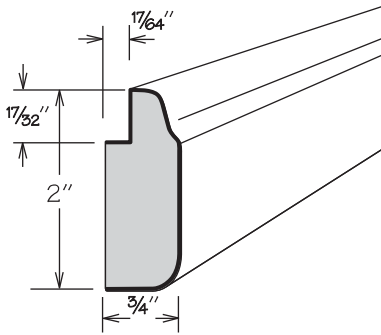
Shaker Mirror Molding



SMM8

- All door styles feature solid wood finished to match cabinet box exterior
- 8 feet long

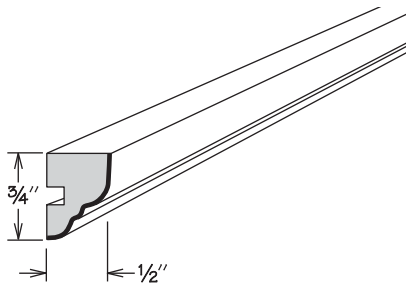
Mirror Molding



MM8

- All door styles feature solid wood finished to match cabinet box exterior
- 8 feet long

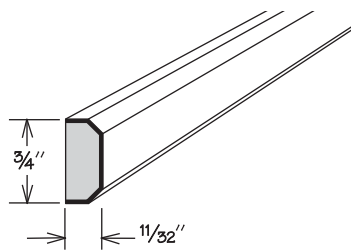
Ogee Molding



OGE8

- All door styles feature solid wood finished to match cabinet box exterior
- 8 feet long

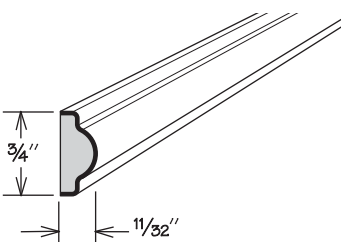
Shaker Insert Molding



SIM8

- All door styles feature solid wood finished to match cabinet box exterior
- May be used as accent on CCM8 WD, SQILR8, TCCM8 WD and ILR8
- 8 feet long

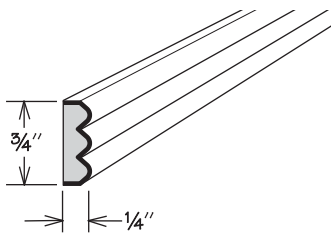
Single Bead Insert Molding



SBIM8

- All door styles feature solid wood finished to match cabinet box exterior
- May be used as accent on CCM8 WD, SQILR8, TCCM8 WD and ILR8
- 8 feet long

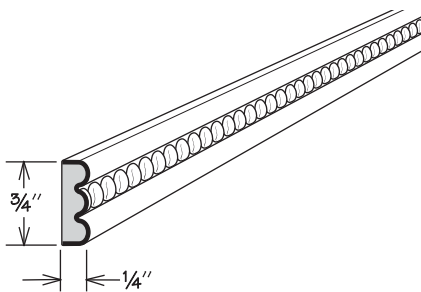
Triple Bead Insert Molding



TBIM8

- All door styles feature solid wood finished to match cabinet box exterior
- May be used as accent on CCM8 WD, SQILR8, TCCM8 WD and ILR8
- 8 feet long

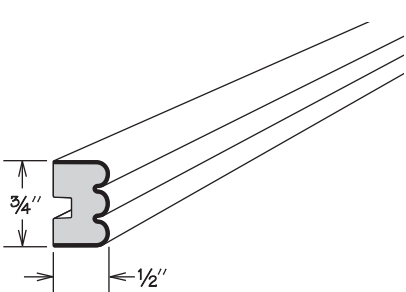
Center Beaded Insert Molding



CBE8

- All door styles feature solid wood finished to match cabinet box exterior
- May be used as accent on CCM8 WD, SQILR8, TCCM8 WD and ILR8
- 8 feet long

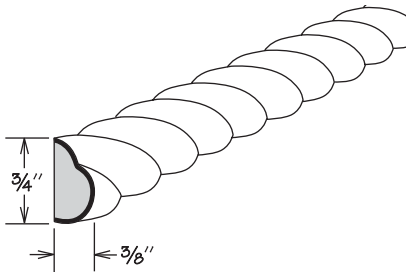
Triple Bead Edge Molding



TBE8

- All door styles feature solid wood finished to match cabinet box exterior
- May be used as accent on CCM8 WD, SQILR8, TCCM8 WD and ILR8
- 8 feet long

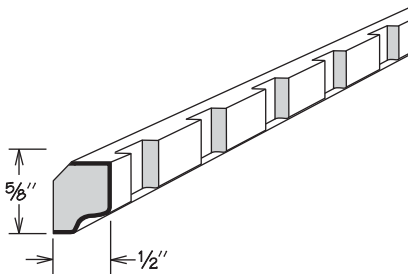
Rope Molding



RM8 WD

- All door styles feature solid wood finished to match cabinet box exterior
- May be used as accent on CCM8 WD, SQILR8, TCCM8 WD and ILR8
- 8 feet long

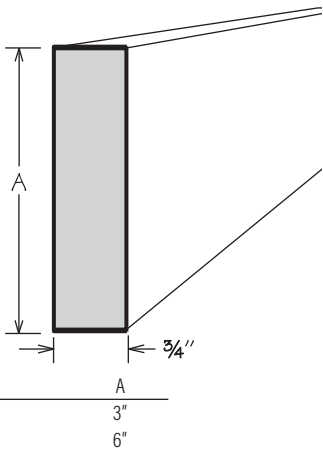
Dentil Molding



DM8 WD

- All door styles feature solid wood finished to match cabinet box exterior
- May be used as accent on CCM8 WD and TCCM8 WD
- 8 feet long

4-Sided Stock

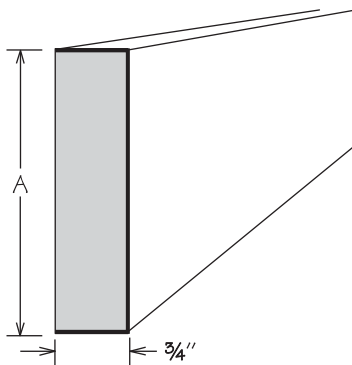


S4S396	3"
S4S696	6"

S4S396
S4S696

- All door styles feature solid wood finished to match cabinet box exterior
- May also be used in vertical applications (as a filler) or horizontal applications (as furniture toe)
- 8 feet long

3-Sided Stock

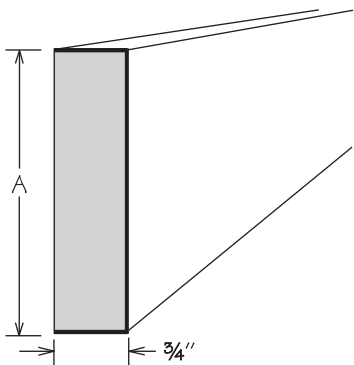


S3S396	A
S3S696	3"
	6"

S3S396
S3S696

- All door styles feature solid wood finished to match cabinet box exterior
- May also be used in vertical applications (as a filler) or horizontal applications (as furniture toe)
- 8 feet long

**3-Sided Stock
Duraform Textured**

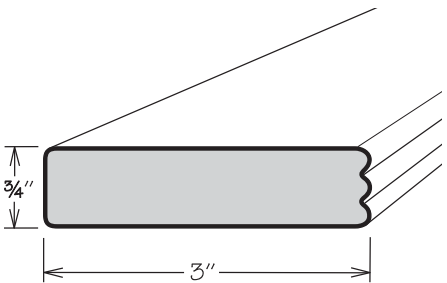


S3S396 DT	A
S3S696 DT	3"
	6"

S3S396 DT
S3S696 DT

- For Breeze, Cascade and Drift finishes only
- Features textured PVC-wrapped engineered wood finished to match cabinet door
- May also be used in vertical applications (as a filler) or horizontal applications (as furniture toe)
- 8 feet long

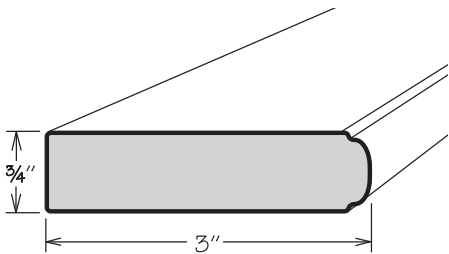
Triple Bead Molding



TBM8

- All door styles feature solid wood finished to match cabinet box exterior
- 8 feet long

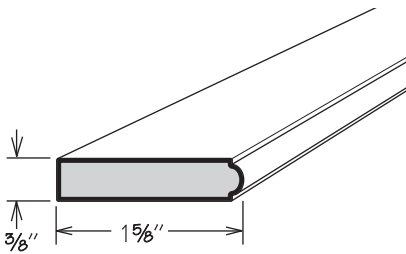
Single Bead Molding



SBM8

- All door styles feature solid wood finished to match cabinet box exterior
- 8 feet long

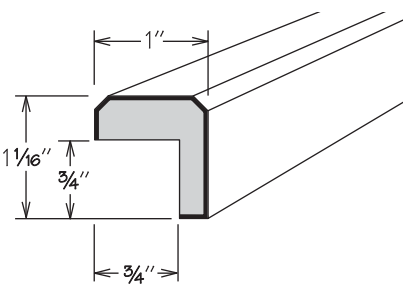
Small Single Bead Molding



SSBM8

- All door styles feature solid wood finished to match cabinet box exterior
- 8 feet long

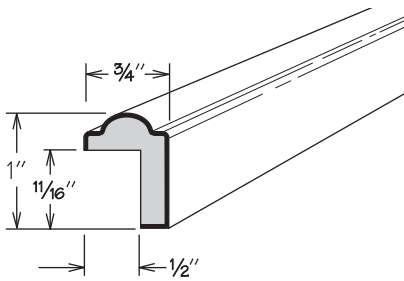
Shaker Accent Molding



SAM8 WD

- All door styles feature solid wood finished to match cabinet box exterior
- May be used as accent on Wall China, Wine Storage, Base Microwave and Void Door cabinets
- 8 feet long

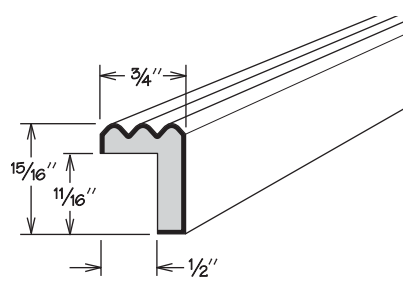
Single Bead Accent Molding



SBAM8 WD

- All door styles feature solid wood finished to match cabinet box exterior
- May be used as accent on Wall China, Wine Storage, Base Microwave and Void Door cabinets
- 8 feet long

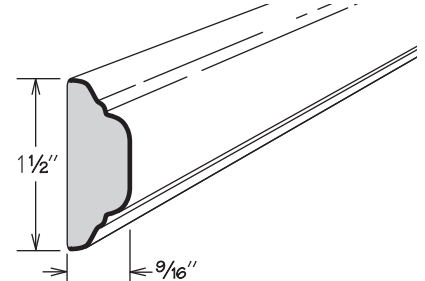
Triple Bead Accent Molding



TBAM8 WD

- All door styles feature solid wood finished to match cabinet box exterior
- May be used as accent on Wall China, Wine Storage, Base Microwave and Void Door cabinets
- 8 feet long

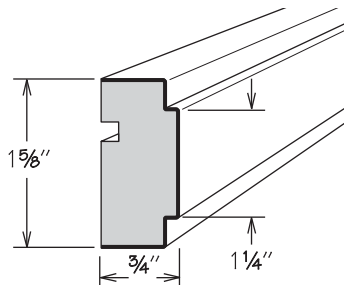
Chair Rail Molding



CR8

- All door styles feature solid wood finished to match cabinet box exterior
- 8 feet long

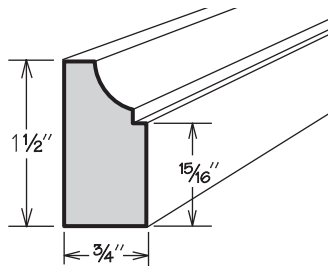
Square Chair Rail Molding



SQCR8

- All door styles feature solid wood finished to match cabinet box exterior
- 8 feet long

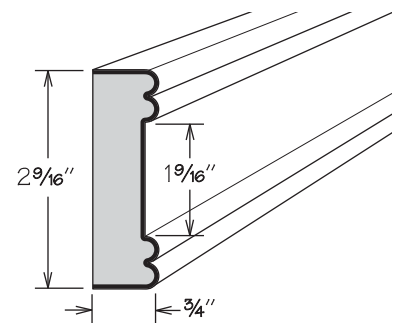
Classic Trim Molding



CLTM8

- All door styles feature solid wood finished to match cabinet box exterior
- Can be used as light rail molding
- 8 feet long

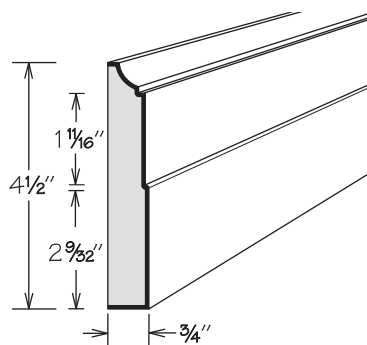
Library Molding



LBM8

- All door styles feature solid wood finished to match cabinet box exterior
- May use CBE8, RM8 WD, SBIM8, SIM8, TBE8 or TBIM8 as accent
- 8 feet long

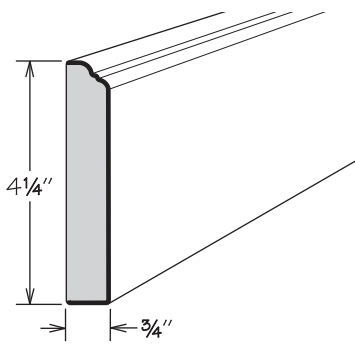
Classic Baseboard Molding



CLBM8

- All door styles feature solid wood finished to match cabinet box exterior
- For use in furniture toe or top molding applications
- 8 feet long

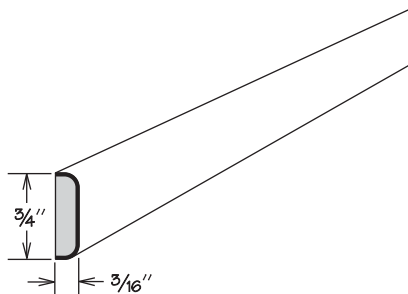
Ogee Pilaster Molding



OGP8

- Wood, Painted and Duraform (Breeze, Cascade, Drift) door styles feature solid wood finished to match cabinet box exterior
- Duraform (Linen, Silk, Stone) door styles feature Duraform wrapped MDF
- When ordered as a Molding Stack, Duraform door styles are finished to match cabinet box exterior
- For use in furniture toe or top molding applications
- 8 feet long

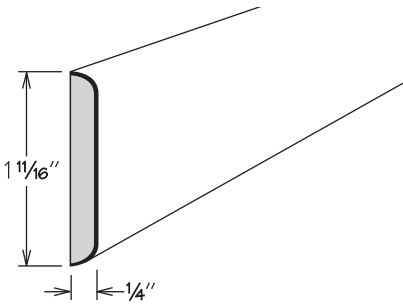
Batten Molding



BM8 WD

- All door styles feature solid wood finished to match cabinet box exterior
- 8 feet long

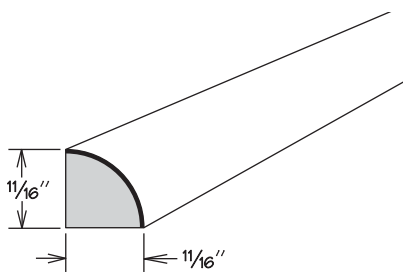
Wide Batten Molding



WBM8

- All door styles feature solid wood finished to match cabinet box exterior
- 8 feet long

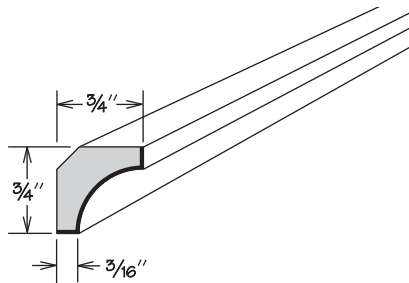
Quarter Round Molding



QR8

- All door styles feature solid wood finished to match cabinet box exterior
- 8 feet long

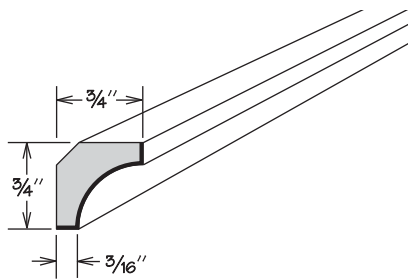
Inside Corner Molding



QM8 WD

- All door styles feature solid wood finished to match cabinet box exterior
- 8 feet long

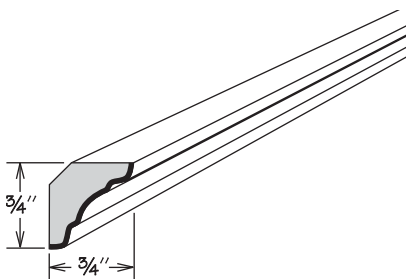
Inside Corner Molding
Duraform Textured



QM8 DT

- For Breeze, Cascade and Drift finishes only
- Features textured PVC-wrapped engineered wood finished to match cabinet door
- 8 feet long

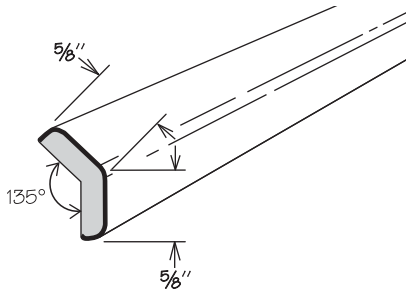
Decorative Inside Corner Molding



ICM8

- All door styles feature solid wood finished to match cabinet box exterior
- 8 feet long

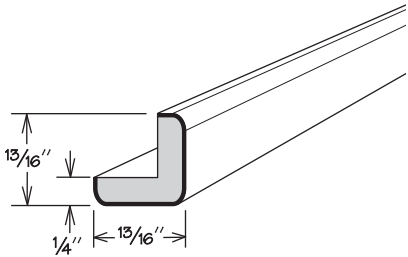
Angled Outside Corner Molding



AOSC8

- All door styles feature solid wood finished to match cabinet box exterior
- 8 feet long

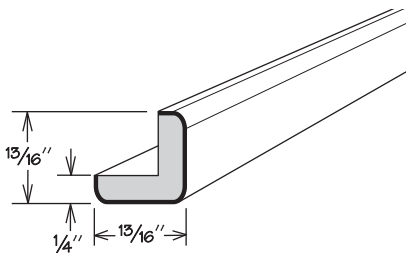
Outside Corner Molding



OCM8

- All door styles feature solid wood finished to match cabinet box exterior
- 8 feet long

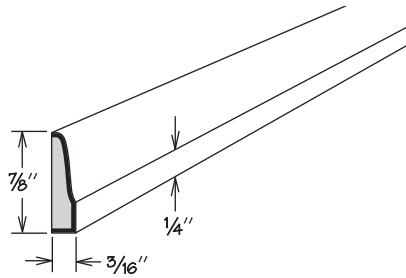
Outside Corner Molding
Duraform Textured



OCM8 DT

- For Breeze, Cascade and Drift finishes only
- Features textured PVC-wrapped engineered wood finished to match cabinet door
- 8 feet long

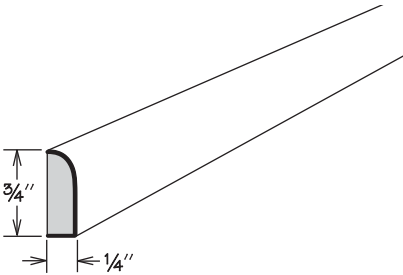
Straight Trim Molding



UM8 WD

- All door styles feature solid wood finished to match cabinet box exterior
- 8 feet long

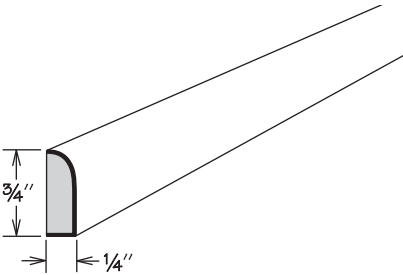
Scribe Molding



SM8 WD

- All door styles feature solid wood finished to match cabinet box exterior
- 8 feet long

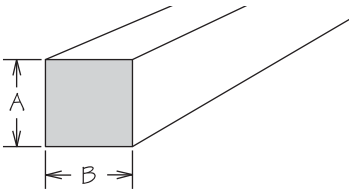
**Scribe Molding
Duraform Textured**



SM8 DT

- For Breeze, Cascade and Drift finishes only
- Features textured PVC-wrapped engineered wood finished to match cabinet door
- 8 feet long

Cleat

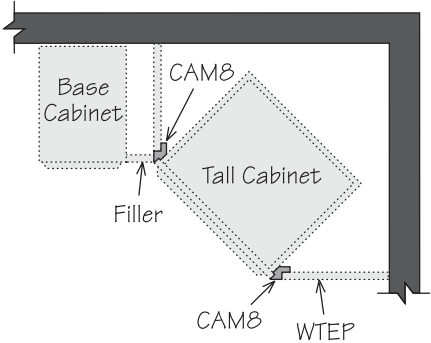
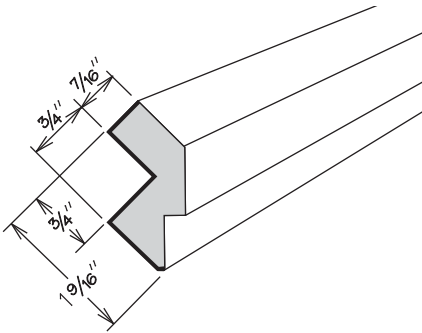


	A	B
HWC 1/2X1/2X96	1/2"	1/2"
HWC 3/4X3/4X96	3/4"	3/4"
HWC 1X2X96	1"	1 1/2"
HWC 2X4X96	1 1/2"	3 1/2"

HWC 1/2X1/2X96
HWC 3/4X3/4X96
HWC 1X2X96
HWC 2X4X96

- Unfinished
- HWC 1/2X1/2X96 and HWC 3/4X3/4X96 are shipped in two 48" long pieces

Cabinet Angle Molding



Top View

CAM8

- All door styles feature solid wood finished to match cabinet box exterior
- Used in corner application to place cabinet at 45-degree angle
- Cannot be installed on cabinets with the Furniture Ends Option
- 8 feet long